

ECO-FRIENDLY RAMPS

Improve everyday life



ECO-FRIENDLY PRODUCTS



www.ex-as.com

QUICKRAMPS

Ramps for thresholds made in one piece, very easy to install and to adjust



Product information

Height

4 mm
6 mm
8 mm
10 mm
12 mm
16 mm

18 mm (coming soon)
20 mm (coming soon)

Width

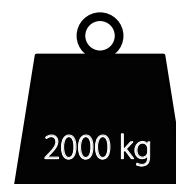
100 cm standard.

Can be cut down in size below 100 cm, to fit ordered requirements.



The small arrows indicate Quick lock placement.

Read more in our brochure **Quickramps**.



Excellent Quickramps can bear a weight of 2.000 kg.


OTHER PRODUCT AREAS



Solutions for bathrooms.
Read more in our brochure **Excellent shower.**



Solutions for thresholds.
Read more in our brochure **Threshold ramps.**



Solution for balconies and balcony accesses. Read more in our brochure **Raising Balconies.**



Custom made ramps with landings, rails and markings.
Read more in our brochure **Custommade ramps.**

INCLINATION AND SURFACES



Ramp type I, inclination 1:7
Straight surface, good for electric wheelchairs.



Ramp with platform, inclination 1:14
Good for manual wheelchairs.



Ramp type II, inclination 1:14
Straight surface, good for wheelchairs,
forklifts etc.



Ramp type II with platform inclination 1:14
Straight surface.



Slipstop provide the ramps with a slip resistant surface. Therefore it is always recommended in outdoor ramps.



Corner ramps provide access from every angle. They have no edges to trip over and can be driven on by vehicles.

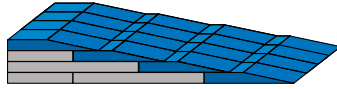
INCLINATION OF THE RAMPS

The flexibility of the Excellent ramping systems, enables multiple inclinations to fit individual needs and building situations.

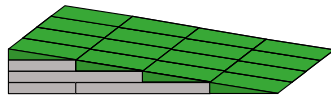
Be aware of national and regional, domestic and public building regulations.

Inclination angle 1:7 (14,5%)

Industrial Ramps

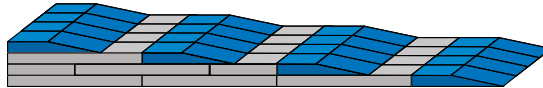


Ramp Type I

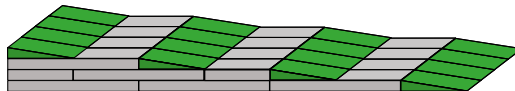


Inclination angle 1:14 (7,5%)

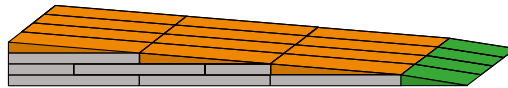
Industrial Ramps



Ramp Type I

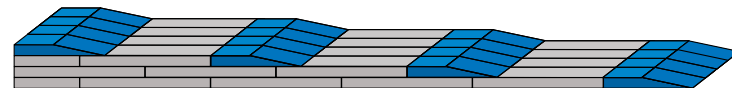


Ramp Type II + I

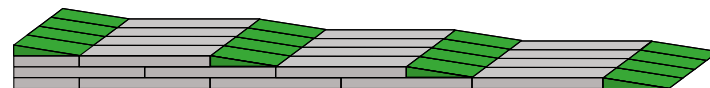


Inclination angle 1:20 (5%)

Industrial Ramps

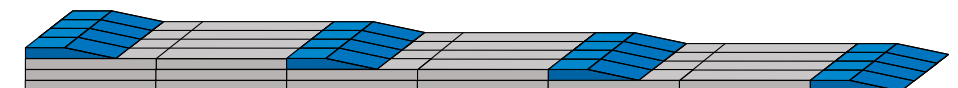


Rampe Type I

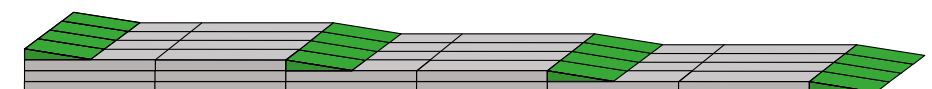


Inclination angle 1:25 (4%)

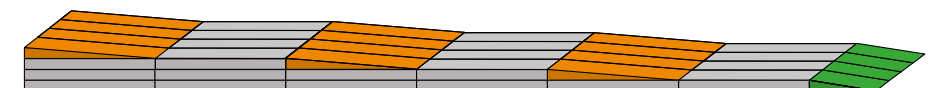
Industrial Ramps



Ramp Type I



Ramp Type II + I



UNESCO HERITAGE PROTECTED BUILDINGS



Custommade ramps for the UNESCO listed cemetery on the island of St. Michele. The ramps are adjusted to the building so that they will not do any damage.



The ramps are installed at the bridge at the Marcus square in Venice, where 10.000.000 visitors yearly walk on the ramps.



Ramp in Coventry Cathedral. Ramp and railing designed by architect.

ENVIRONMENTAL INFORMATION



The same material is used on the inside of milk cartons.

Materials

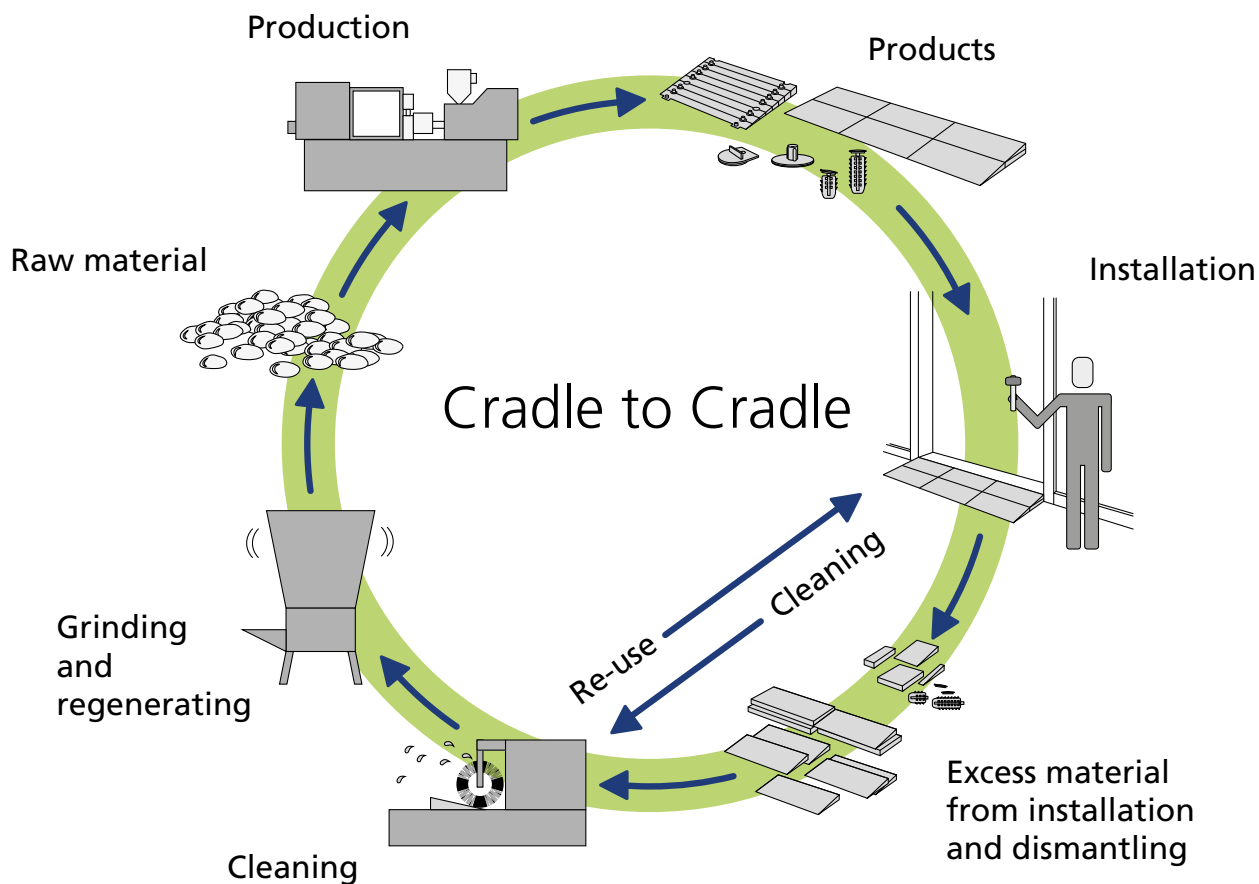
All products are manufactured from the environmental friendly material PE (Polyethylene) and are:

- 100% Non-toxic**
- 100% PVC-free**
- 100% Reusable**
- 100% Odourless**

PE- Products are aciduric and non-corrosic.



When reusing the products we reduce the impact on the environment:



Probably the strongest ramp system in the world



Stress test

Stress test made in cooperation with Jydske Dragonregiment 04.04.2008

"A Leopard tank with a total weight of 62 tons, drove up and down an Excellent Ramp. The ramp was like new after the test, except a bit of dirt from the wheels."



Fire and combustion test

Danish Technological Institute 20.06.2002

"In the event of fire, LLDPE will burn in almost exactly the same way as a paraffin candle. Complete combustion results in the formation of carbon dioxide and water. When heated to temperatures far in excess of normal, LLDPE will, at about 300°C, start decomposing into primarily hydrocarbons, which are not decidedly toxic or aggressive."

See or read more about our floor and ramp system on www.ex-as.com