





MINI STANDY

Your daily support.

Mini Standy is a stabilizing standing frame for children and teenagers needing support to maintain an upright standing position independently.

Mini Standy contains without forcing and it is available in 3 sizes.



PRODUCT
MARKED **CE**

MINI STANDY is a MEDICAL DEVICE that COMPLIES WITH THE SAFETY REQUIREMENTS defined with the REGULATION (EU) 2017/745



Technical features and adjustments





Frame

no edge frame, in order to enable trunk rotation and upper limbs motion. Height adjustable frame with "safety locking system".



Tools free

adjustments without tools but with special knobs, designed by Ormesa, with effective and safe grip. The knobs effectively maintain the tightening thanks to an internal mechanism that does not mark and ruin the tube.



Graduated bars




to help finding the right postural setting chosen by the therapist.



Pelvic support and thoracic support

independently adjustable in circumference, height and forward-backward. If the user has sufficient trunk control, the thoracic support can be removed.





Birch plywood table

designed for educational purposes and for supporting upper limbs, it can be removed to facilitate upper limb and trunk exercises. Height, inclination and forward-backward adjustment.



Knee pads

with removable, washable padding and with holes for patella discharge. Independently adjustable in height, rotation, abduction and forward-backward.



Heel stops

width and depth adjustments.



Birch plywood footrest

wide and safe reference.




Twin swivel wheels

75 mm diameter twin swivel wheels, with rear brakes. The wheels allow movement from one room to another, even during use.




Components




944 Circumference reducers

3 cm thick each. They can be inserted into supports for thinner users.




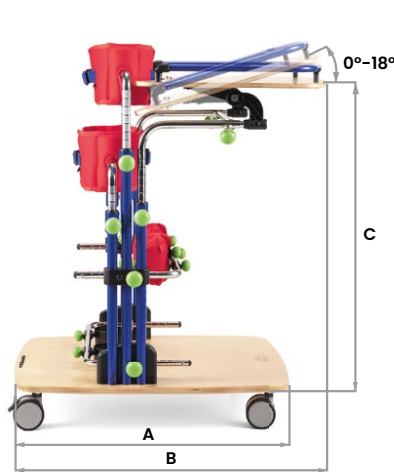
865 Multiadjustable headrest

height, inclination and forward-backward adjustment with knobs.



Mini Standy sizes and weight

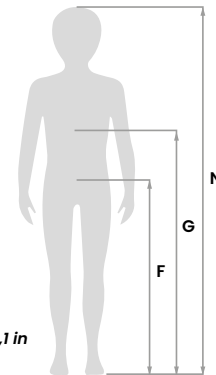
	size 1	size 2	size 3
A: base encumbrance	60 cm ~ 23,6 in	70 cm ~ 27,5 in	80 cm ~ 31,4 in
B: length encumbrance	from 74 to 86 cm ~ from 29,1 to 33,8 in	from 78 to 90 cm ~ from 30,7 to 35,4 in	from 83 to 95 cm ~ from 32,6 to 37,4 in
C: footrest to table height	from 49 to 77 cm ~ from 19,2 to 30,3 in	from 59 to 87 cm ~ from 23,2 to 34,2 in	from 69 to 100 cm ~ from 27,1 to 39,3 in
D*: width encumbrance	64 cm ~ 25,1 in	65 cm ~ 25,5 in	70 cm ~ 27,5 in
E: footrest to knee pads height	from 14 to 26 cm ~ from 5,5 to 10,2 in	from 14 to 32 cm ~ from 5,5 to 12,5 in	from 14 to 42 cm ~ from 5,5 to 16,5 in
F: footrest to pelvic support height	from 41 to 55 cm ~ from 16,1 to 21,6 in	from 52 to 68 cm ~ from 20,4 to 26,7 in	from 62 to 86 cm ~ from 24,4 to 33,8 in
G: footrest to thoracic support height	from 53 to 72 cm ~ from 20,8 to 28,3 in	from 67 to 94 cm ~ from 26,3 to 37 in	from 82 to 110 cm ~ from 32,2 to 43,3 in
L: minimum circumference of supports	60 cm ~ 23,6 in	65 cm ~ 25,5 in	70 cm ~ 27,5 in
M**: internal width of supports	18 cm ~ 7 in	22 cm ~ 8,6 in	29 cm ~ 11,4 in
N: user height	from 75 to 100 cm ~ from 29,5 to 39,3 in	from 95 to 125 cm ~ from 37,4 to 49,2 in	from 120 to 150 cm ~ from 47,2 to 59 in
Total weight	19 kg ~ 41,8 lb	21 kg ~ 46,2 lb	23 kg ~ 50,7 lb
Maximum load	35 kg ~ 77,1 lb	45 kg ~ 99,2 lb	55 kg ~ 121,2 lb



*in size 1 the greatest encumbrance is given by the table. In sizes 2 and 3 it is given by the knobs.



**distance to be considered with aligned bars.



Make sure that measures F and G indicated in the figure do not exceed the suggested range indicated for the supports.

Integrity | Trust | Honesty | Knowledge | Respect



Westech Health Care Ltd.

154 - 5255 McCall Way NE, Calgary, Alberta T2E 7J5

Main: (587) 323-0022 Toll Free: 1 844-323-0022

sales@westechhealth.com

www.westechhealth.com